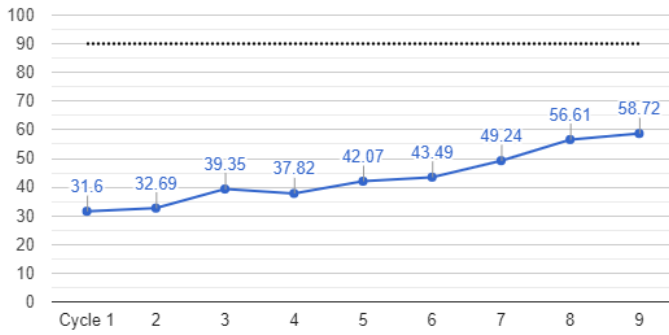


All Measures: ASHEW Individual Chart Review Form (Practice)

5/10/2021

1. Family Strengths/ Protective Factors

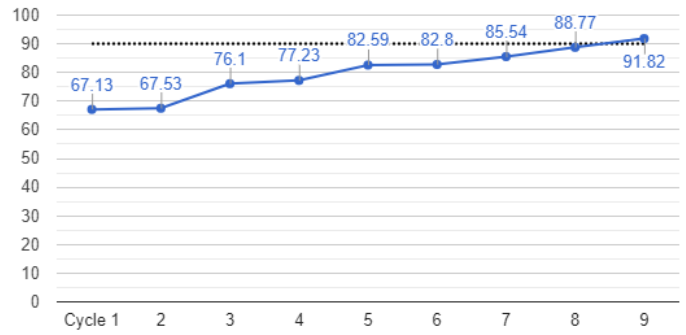


..... Goal

● All Groups

Cycle 1 (N = 2291)
 Cycle: 2 (N = 2193)
 Cycle: 3 (N = 2231)
 Cycle: 4 (N = 2319)
 Cycle: 5 (N = 2239)
 Cycle: 6 (N = 2189)
 Cycle: 7 (N = 2167)
 Cycle: 8 (N = 2109)
 Cycle: 9 (N = 2122)

2. Perinatal Depression Screening

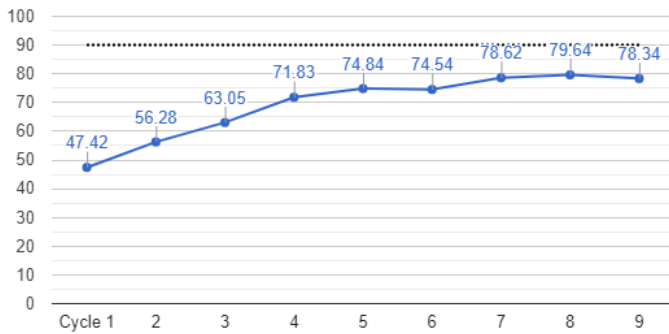


..... Goal

● All Groups

Cycle 1 (N = 578)
 Cycle: 2 (N = 542)
 Cycle: 3 (N = 569)
 Cycle: 4 (N = 593)
 Cycle: 5 (N = 563)
 Cycle: 6 (N = 593)
 Cycle: 7 (N = 574)
 Cycle: 8 (N = 570)
 Cycle: 9 (N = 538)

3. Discussion of Perinatal Depression Screening Results

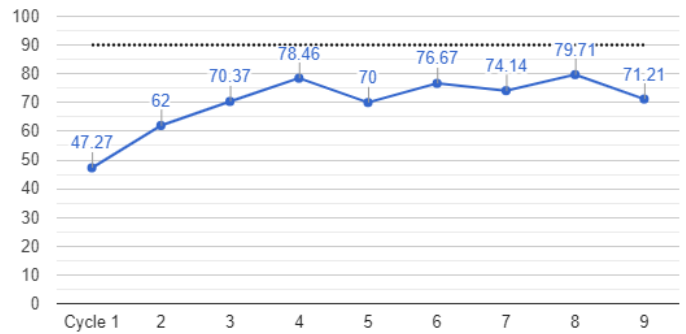


..... Goal

● All Groups

Cycle 1 (N = 388)
 Cycle: 2 (N = 366)
 Cycle: 3 (N = 433)
 Cycle: 4 (N = 458)
 Cycle: 5 (N = 465)
 Cycle: 6 (N = 491)
 Cycle: 7 (N = 491)
 Cycle: 8 (N = 506)
 Cycle: 9 (N = 494)

4. Referral for Positive Perinatal Depression Screening Results



..... Goal

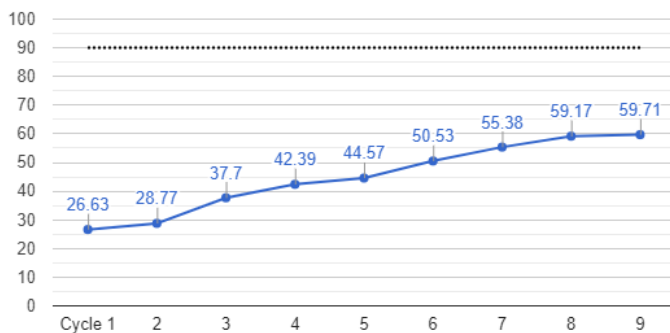
● All Groups

Cycle 1 (N = 55)
 Cycle: 2 (N = 50)
 Cycle: 3 (N = 54)
 Cycle: 4 (N = 65)
 Cycle: 5 (N = 40)
 Cycle: 6 (N = 60)
 Cycle: 7 (N = 58)
 Cycle: 8 (N = 69)
 Cycle: 9 (N = 66)

All Measures: ASHEW Individual Chart Review Form (Practice)

5/10/2021

5. Social Determinants of Health Assessment

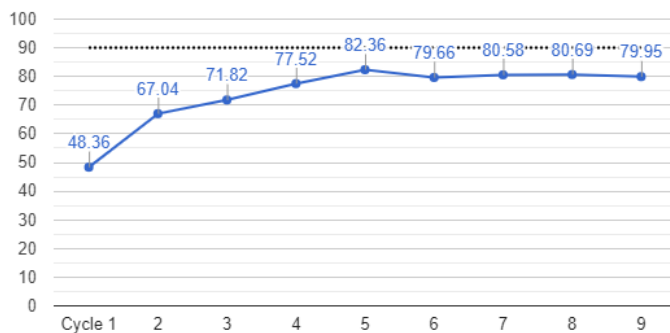


..... Goal

● All Groups

Cycle 1 (N = 2291)
 Cycle 2 (N = 2193)
 Cycle 3 (N = 2231)
 Cycle 4 (N = 2319)
 Cycle 5 (N = 2239)
 Cycle 6 (N = 2189)
 Cycle 7 (N = 2167)
 Cycle 8 (N = 2109)
 Cycle 9 (N = 2122)

6. Discussion of Social Determinants of Health Assessment

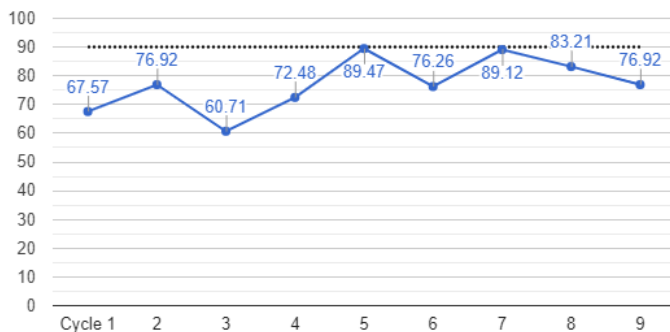


..... Goal

● All Groups

Cycle 1 (N = 610)
 Cycle 2 (N = 631)
 Cycle 3 (N = 841)
 Cycle 4 (N = 983)
 Cycle 5 (N = 998)
 Cycle 6 (N = 1106)
 Cycle 7 (N = 1200)
 Cycle 8 (N = 1248)
 Cycle 9 (N = 1267)

7. Referral/Linkage for Positive Social Determinants of Health Assessment Results

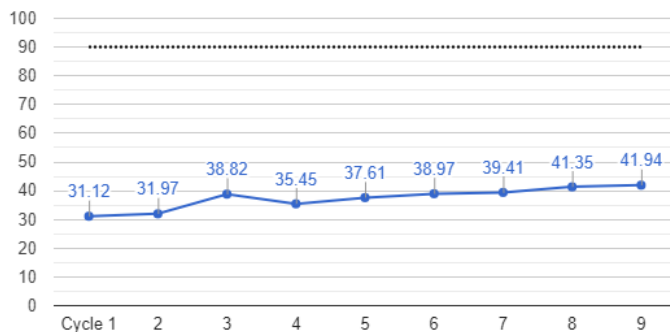


..... Goal

● All Groups

Cycle 1 (N = 74)
 Cycle 2 (N = 78)
 Cycle 3 (N = 84)
 Cycle 4 (N = 109)
 Cycle 5 (N = 133)
 Cycle 6 (N = 139)
 Cycle 7 (N = 147)
 Cycle 8 (N = 137)
 Cycle 9 (N = 104)

8. Social Emotional Screening



..... Goal

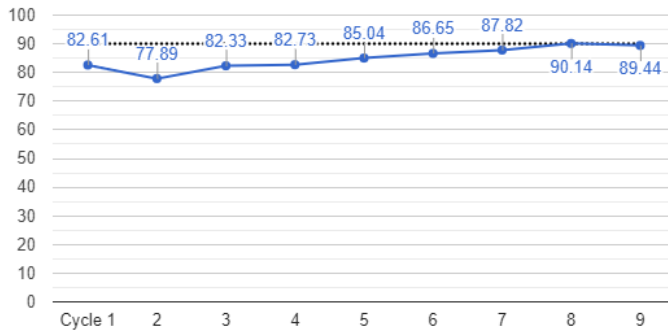
● All Groups

Cycle 1 (N = 2291)
 Cycle 2 (N = 2193)
 Cycle 3 (N = 2231)
 Cycle 4 (N = 2319)
 Cycle 5 (N = 2239)
 Cycle 6 (N = 2189)
 Cycle 7 (N = 2167)
 Cycle 8 (N = 2109)
 Cycle 9 (N = 2122)

All Measures: ASHEW Individual Chart Review Form (Practice)

5/10/2021

9. Discussion of Social Emotional Screening Results

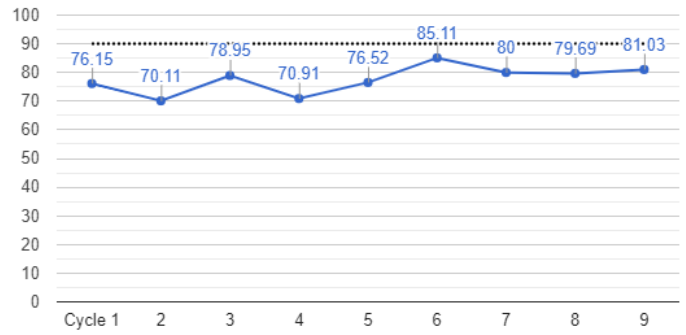


..... Goal

● All Groups

Cycle 1 (N = 713)
 Cycle 2 (N = 701)
 Cycle 3 (N = 866)
 Cycle 4 (N = 822)
 Cycle 5 (N = 842)
 Cycle 6 (N = 854)
 Cycle 7 (N = 854)
 Cycle 8 (N = 872)
 Cycle 9 (N = 890)

10. Referral for Positive Social Emotional Screening Results



..... Goal

● All Groups

Cycle 1 (N = 109)
 Cycle 2 (N = 87)
 Cycle 3 (N = 95)
 Cycle 4 (N = 110)
 Cycle 5 (N = 132)
 Cycle 6 (N = 94)
 Cycle 7 (N = 130)
 Cycle 8 (N = 128)
 Cycle 9 (N = 116)